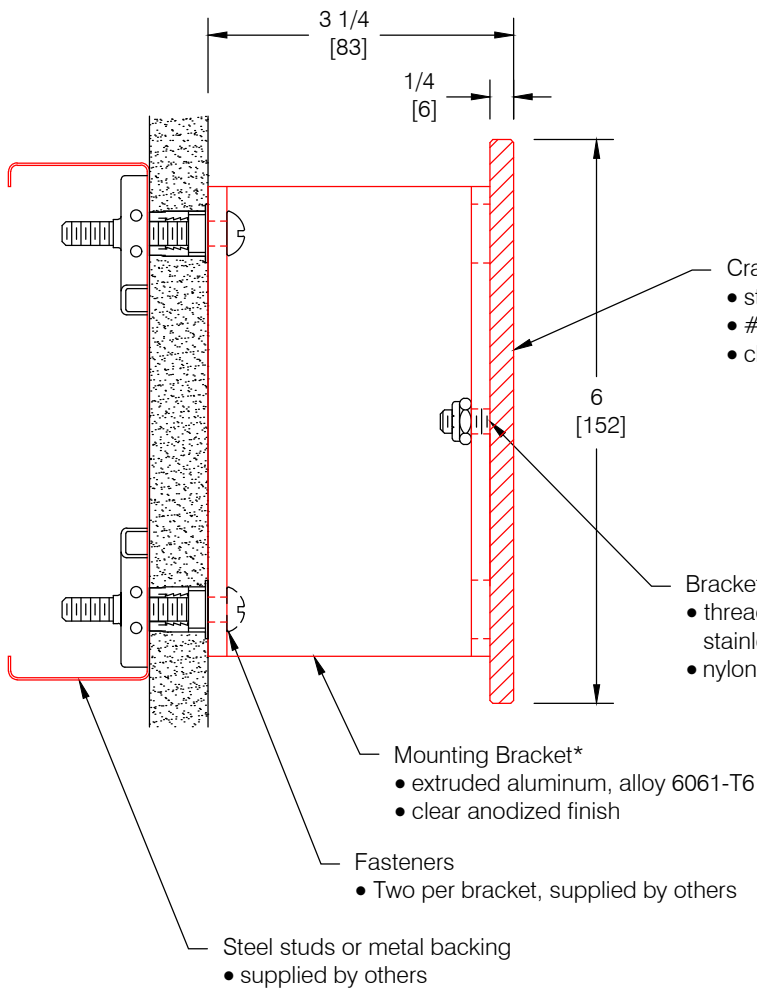


Protector Series 2181D.6



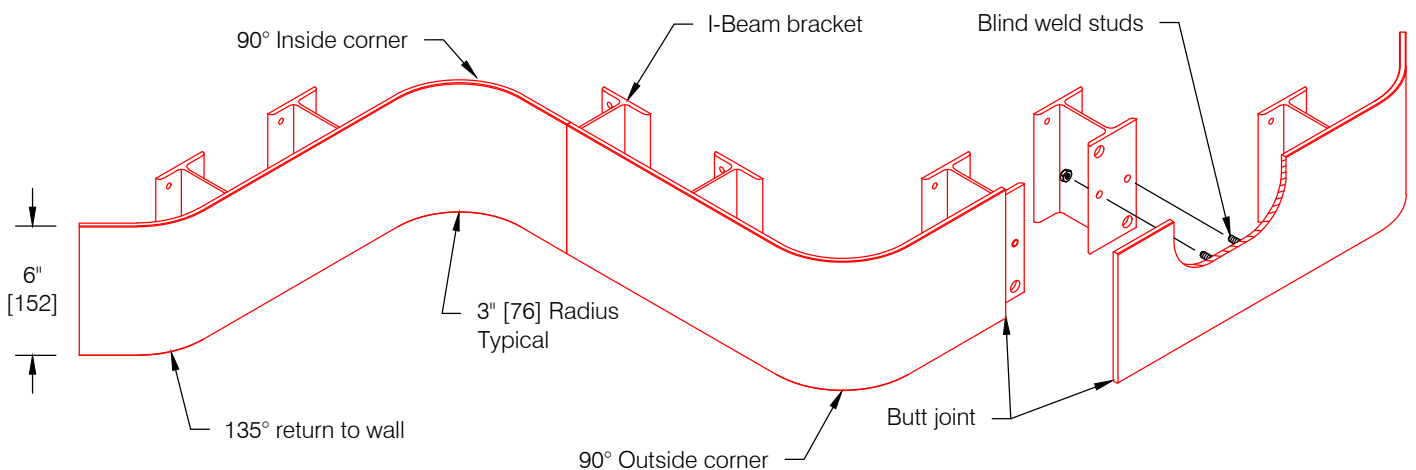
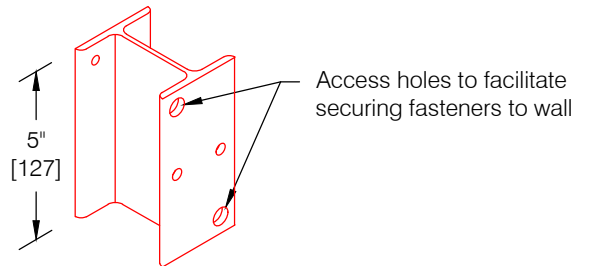
Features:

- Prefabricated to field verified measurements
- Factory formed 3" radius wall returns and corners
- 12'-0" maximum length without butt-joints
- Corners factory formed to accommodate angles other than 90°
- Bracket standoff 3" standard (as shown) custom standoffs are available

- Crash Rail
- stainless steel, type 304
 - #4 satin finish
 - chamfered edges

* Nominal bracket spacing 32" on center.
Actual bracket spacing will vary according to jobsite conditions. Maximum spacing not to exceed 48" (1219).

- Bracket hardware
- threaded studs, 1/4-20 x 1/2" stainless steel, factory welded
 - nylon insert lock nut, stainless steel



WallGuard.Com reserves the right to discontinue a design or modify an existing design without prior notice